

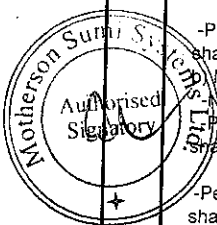


# MOTHERSON SUMI SYSTEMS LIMITED

Regd. Office: 2nd Floor, F-7, Block B-1, Mohan Cooperative Industrial Estate, Mathura Road, New Delhi - 110044  
AUDITED CONSOLIDATED FINANCIAL RESULTS FOR THE YEAR ENDED 31<sup>ST</sup> MARCH, 2009

(Rs. In Lakhs)

Particulars		Three months ended 31/03/2009 Unaudited	Three months ended 31/03/2008 Unaudited	Year ended 31/03/2009 Audited	Year ended 31/03/2008 Audited
1. (a)	Net Sales/Income from Operations	82,668	68,870	250,564	202,812
	- Within India	37,214	37,792	144,307	129,172
	- Outside India	46,442	20,878	115,267	74,840
(b)	Other Operative Income	1,660	1,095	4,410	2,383
	<b>Total</b>	<b>84,328</b>	<b>69,765</b>	<b>263,074</b>	<b>205,175</b>
2	Expenditure				
(a)	(Increase)/decrease in stock in trade and work in progress	2,994	(2,708)	2,355	(4,187)
(b)	Consumption of raw materials	49,430	34,498	152,573	116,802
(c)	Employees cost	12,616	7,056	34,397	24,867
(d)	Depreciation	3,538	2,859	9,788	8,466
(e)	Exchange Differences on				
	- Foreign Currency Convertible Bonds (FCCBs) (net)	35	2,724	2,492	2,860
	- Others (net)	(528)	227	819	(1,043)
(f)	Other expenditure	10,282	9,949	41,871	35,691
	<b>Total</b>	<b>78,386</b>	<b>54,605</b>	<b>244,295</b>	<b>182,856</b>
3	Profit from Operations before Other Income, Interest & Exceptional Items (1-2)	6,939	5,160	19,879	22,319
4	Other Income	240	2,499	498	2,742
5	Profit before Interest & Exceptional Items (3+4)	8,179	7,659	20,175	25,061
6	Interest				
	- Amortisation of Premium on redemption of FCCBs	386	389	1,545	1,624
	- Others (net)	733	(61)	1,998	815
7	Profit after Interest but before Exceptional Items (5-6)	5,060	7,331	16,632	22,622
8	Exceptional Income / (Expenses) (Net) (Refer Note 4 & 5)	8,966	-	8,966	-
9	Profit (+)/ Loss (-) from Ordinary Activities before tax (7+8)	14,026	7,331	25,598	22,622
10	Tax expense				
	- Current	1,775	1,149	3,705	5,315
	- Deferred	(124)	(48)	(421)	(355)
	- Fringe Benefit	69	51	203	179
11	Net Profit (+)/Loss(-) from Ordinary Activities after tax (9-10)	12,306	6,179	22,111	17,483
12	Extraordinary Item (net of tax)	-	-	-	-
13	Net Profit (+)/Loss(-) for the period before share of profit/(loss) of associates and minority interests (11-12)	12,306	6,179	22,111	17,483
14	Share of profit/(loss) of Associates	(23)	7	9	21
15	Minority Interests	4,593	(251)	4,495	(282)
16	Net Profit (+)/Loss(-) for the period (13+14-15)	7,690	6,437	17,625	17,786
17	Paid-up equity share capital	3,555	3,555	3,555	3,555
18	Reserve excluding Revaluation Reserves			74,553	49,831
19	Earnings Per Share (EPS) (in Rs.)				
(a)	Basic and diluted EPS before Extraordinary items				
	- Basic	2.17	1.82	4.96	5.03
	- Diluted	2.17	1.82	4.96	5.03
(b)	Basic and diluted EPS after Extraordinary items				
	- Basic	2.17	1.82	4.96	5.03
	- Diluted	2.17	1.82	4.96	5.03
20	Aggregate of Public Shareholding				
	- No of Shares	102,897,081	102,942,849	102,897,081	102,942,849
	- Percentage of Shareholding	28.94%	28.95%	28.94%	28.95%
21	Promoters and promoter group shareholding				
	a) Pledged/Encumbered				
	- Number of shares <sup>1</sup>	65,000,000	-	65,000,000	-
	- Percentage of shares (as a % of the total shareholding of promoter and promoter group)	25.73%	-	25.73%	-
	- Percentage of shares (as a % of the total share capital of the company)	18.28%	-	18.28%	-
	b) Non-encumbered				
	- Number of shares	187,656,719	-	187,656,719	-
	- Percentage of shares (as a % of the total shareholding of promoter and promoter group)	74.27%	-	74.27%	-
	- Percentage of shares (as a % of the total share capital of the company)	52.78%	-	52.78%	-



<sup>1</sup> As per information submitted by Samvardhana Motherson Finance Limited (SMFL), SMFL has executed Non-disposal Undertakings (NDU) for 65,000,000 shares.




# MOTHERSON SUMI SYSTEMS LIMITED

Regd. Office: 2nd Floor, F-7, Block B-1, Mohan Cooperative Industrial Estate, Mathura Road, New Delhi - 110044  
AUDITED STANDALONE FINANCIAL RESULTS FOR THE YEAR ENDED 31<sup>ST</sup> MARCH, 2008

(Rs. In Lakhs)

Particulars		Three months ended 31/03/2008 Unaudited	Three months ended 31/03/2008 Unaudited	Year ended 31/03/2008 Audited	Year ended 31/03/2008 Audited
1. (a)	Net Sales/Income from Operations	31,728	37,950	129,494	130,310
	- Within India	26,572	29,799	103,822	104,204
	- Outside India	5,154	8,151	25,672	26,106
(b)	Other Operative Income	766	964	2,791	1,720
	<b>Total</b>	<b>32,482</b>	<b>38,904</b>	<b>132,285</b>	<b>132,030</b>
2	Expenditure				
(a)	(Increase)/decrease in stock in trade and work in progress	1,368	(512)	1,422	(1,574)
(b)	Consumption of raw materials	17,821	22,381	78,523	78,000
(c)	Employees cost	3,218	3,268	13,595	11,938
(d)	Depreciation	1,486	1,471	5,451	5,008
(e)	Exchange Differences on	-	-	-	-
	- Foreign Currency Convertible Bonds (FCCBs) (net)	35	2,724	2,492	2,660
	- Others (net)	96	139	686	(816)
(f)	Other expenditure	4,468	6,146	20,515	20,963
	<b>Total</b>	<b>28,292</b>	<b>35,615</b>	<b>120,684</b>	<b>116,177</b>
3	Profit from Operations before Other Income, Interest & Exceptional Items (1-2)	4,190	3,289	11,601	15,853
4	Other Income	199	2,504	933	2,754
5	Profit before Interest & Exceptional Items (3+4)	4,389	5,793	12,534	18,607
6	Interest				
	- Amortisation of Premium on redemption of FCCBs	386	389	1,545	1,624
	- Others (net)	333	335	1,365	563
7	Profit after Interest but before Exceptional Items (5-6)	3,670	5,069	9,624	16,420
8	Exceptional Income / (Expenses) (Net) (Refer Note 4 & 5)	(1,100)	-	(1,100)	-
9	Profit (+)/ Loss (-) from Ordinary Activities before tax (7+8)	2,570	5,069	8,524	16,420
10	Tax expense				
	- Current	952	565	1,801	3,728
	- Deferred	(24)	(12)	(381)	(282)
	- Fringe Benefit	36	45	150	155
11	Net Profit (+)/Loss(-) from Ordinary Activities after tax (9-10)	1,606	4,471	6,954	12,819
12	Extraordinary Item (net of tax)	-	-	-	-
13	Net Profit (+)/Loss(-) for the period before share of profit/(loss) of associates and minority interests (11-12)	1,606	4,471	6,954	12,819
14	Share of profit/(loss) of Associates	-	-	-	-
15	Minority Interests	-	-	-	-
16	Net Profit (+)/Loss(-) for the period (13+14-15)	1,606	4,471	6,954	12,819
17	Paid-up equity share capital	3,555	3,555	3,555	3,555
18	Reserve excluding Revaluation Reserves			37,828	36,489
19	Earnings Per Share (EPS) (in Rs.)				
(a)	Basic and diluted EPS before Extraordinary Items				
	- Basic	0.46	1.27	1.96	3.63
	- Diluted	0.46	1.27	1.96	3.63
(b)	Basic and diluted EPS after Extraordinary items				
	- Basic	0.46	1.27	1.96	3.63
	- Diluted	0.46	1.27	1.96	3.63
20	Aggregate of Public Shareholding				
	- No of Shares	102,897,081	102,942,849	102,897,081	102,942,849
	- Percentage of Shareholding	28.94%	28.95%	28.94%	28.95%
21	Promoters and promoter group shareholding				
a)	Pledged/Encumbered				
	- Number of shares <sup>1</sup>	65,000,000	-	65,000,000	-
	- Percentage of shares (as a % of the total shareholding of promoter and promoter group)	25.73%	-	25.73%	-
	- Percentage of shares (as a % of the total share capital of the company)	18.28%	-	18.28%	-
b)	Non-encumbered				
	- Number of shares	187,656,719	-	187,656,719	-
	- Percentage of shares (as a % of the total shareholding of promoter and promoter group)	74.27%	-	74.27%	-
	- Percentage of shares (as a % of the total share capital of the company)	52.78%	-	52.78%	-



<sup>1</sup> As per information submitted by Samvardhana Motherson Finance Limited (SMFL), SMFL has executed Non-disposal Undertakings (NDU) for 65,000,000 shares.

# MOTHERSON SUMI SYSTEMS LIMITED

Regd. Office: 2nd Floor, F-7, Block B-1, Mohan Cooperative Industrial Estate, Mathura Road, New Delhi - 110044  
SEGMENT REPORTING UNDER CLAUSE 41 OF THE LISTING AGREEMENT WITH THE STOCK EXCHANGE  
FOR THE YEAR ENDED 31st March, 2009

(Rs. in Lakhs)

Particulars	Standalone			Consolidated		
	Three months ended 31/03/2009 Unaudited	Three months ended 31/03/2008 Unaudited	Year ended 31/03/2009 Audited	Year ended 31/03/2008 Audited	Year ended 31/03/2009 Audited	Year ended 31/03/2008 Audited
<b>1 Segment Revenue</b>						
(a) Automotive	29,410	30,101	116,853	121,170	230,080	177,082
(b) Non Automotive	2,682	3,686	14,700	14,943	34,411	31,384
(c) Unallocated	694	(118)	2,804	132	2,702	120
Total	32,786	41,720	134,357	136,245	276,700	209,386
Less: Inter Segment Revenue	106	321	1,130	1,480	1,130	1,400
<b>Net Sales/Income from Operations</b>	<b>32,681</b>	<b>41,408</b>	<b>133,216</b>	<b>134,764</b>	<b>275,660</b>	<b>207,917</b>
<b>2 Segment Results</b>						
(a) Automotive	3,324	5,420	10,797	10,876	20,775	22,580
(b) Non Automotive	347	590	1,243	1,590	(66)	2,066
(c) Unallocated	-	-	-	-	-	-
Total	3,671	6,010	12,040	12,466	20,709	24,646
Less: i) Interest (Net)	719	724	2,010	2,187	3,543	2,430
ii) Other unallocable expenditure (Net of Unallocable Income)	382	226	600	(132)	(434)	191
(d) Profit of Associate	-	-	-	-	9	21
<b>Total Profit Before Tax</b>	<b>2,570</b>	<b>5,060</b>	<b>8,524</b>	<b>16,420</b>	<b>25,609.00</b>	<b>22,844.00</b>
<b>3 Capital Employed</b>						
(a) Automotive	71,058	68,080	71,058	66,080	171,083	91,100
(b) Non Automotive	8,014	6,411	8,014	6,411	22,014	24,137
(c) Others (Including Investments)	21,590	11,908	21,590	11,908	2,143	(10,278)
<b>Total Segment Capital Employed</b>	<b>100,662</b>	<b>86,376</b>	<b>100,662</b>	<b>86,376</b>	<b>195,220</b>	<b>104,959</b>

The non-automotive consolidated segment results for the year ended March 31, 2009 includes impairment provision of Rs 1100 Lakhs ( Refer Note 5 below)


**Notes:**

- 1 The above financial results were reviewed by the audit committee and approved by Board of Directors of the Company at their meeting held on June 29, 2009.
- 2 The Board of Directors have recommended a dividend of Rs. 1.35 per share for the year ended March 31, 2009. The Annual General Meeting of the Company shall be held on September 24, 2009. The Register of members and share transfer books shall remain closed from September 18, 2009 to September 24, 2009 (both days inclusive) for the purpose of Annual General Meeting and Dividend)
- 3 On March 6, 2009, Samvardhana Motherson Visiocorp Solution Limited (SMVSL), Incorporated in Jersey 95% owned by Samvardhana Motherson Global Holdings Limited (SMGHL), together with its subsidiaries acquired all the subsidiaries of Visiocorp Pte. (in administration) for a cash consideration of € 24.77 Million and issue of consideration shares amounting to € 1.5 Million to the lenders of the erstwhile Visiocorp Group. SMGHL is Joint Venture between the Company and Samvardhana Motherson Finance Limited through their overseas 100% Subsidiaries incorporated in Mauritius. In connection with the acquisition one time financial support agreed with the business stakeholders have been accounted for as exceptional income in the Consolidated results for the quarter and year ended March 31, 2009.
- 4 Subsequent to the year end SMVSL has announced the intended closure of two of its facilities located in Germany and Australia. The estimated cost of such closure, likely to be completed in the current financial year, net of financial supports receivable is approx Euro 3.50 Million, which is not provided for in these results
- 5 Exceptional income / (expenses) (Net) in the consolidated and Standalone results for the quarter and year ended March 31, 2009 includes a provision of Rs 1,100 Lakhs on account of impairment recognised by a joint venture of the Company, Balda Motherson Solution India Limited.
- 6 The Board of Directors' on June 27, 2009 have approved the purchase of Minority Interest of 43.87% in its Subsidiary Motherson PUDENZ WICKMANN Limited (MPWL). MPWL has a net sales of Rs.264 Lakhs and profit after tax of Rs. 42 Lakhs for the year ended March 31, 2009.
- 7 The Consolidated and Standalone financial results for the year ended March 31, 2009 have been audited and the auditors' report contains no qualification other than in respect of remuneration amounting to Rs. 30.74 Lakhs paid to a whole time director, being a non-resident whose appointment is subject to approval of the Central Government. The Company has filed the necessary application for the approval which is awaited.
- 8 The Company has on July 15, 2005 issued € 50.30 million Zero Coupon Convertible Bonds due 2010 listed on the Singapore Exchange Securities Trading Limited out of which € 45.70 million bonds are outstanding as at March 31, 2009. The Bonds are convertible at the option of the holder into fully paid equity shares at par value of Re. 1.00 each at a conversion price of Rs. 74.30 per share with a fixed rate of exchange on conversion of Rs. 52.01 = € 1.00
- 9 Investors Complaints received and disposed off during the quarter ended March 31, 2009 :

	(Nos.)
Complaints pending at the beginning of the quarter	6
Complaints received during the quarter	16
Disposal of complaints	16
Complaints lying unresolved at the end of the quarter	6
- 10 The consolidated results for the quarter and year ended March 31, 2009 includes the results of SMVSL, hence are not comparable. Previous year/period figures have been regrouped/ reclassified wherever necessary.

By Order of the Board of Directors  
For Motherson Sumi Systems Limited

Place : Noida  
Date: June 29, 2009



V C Sehgal  
VICE CHAIRMAN